


IMPACT BED

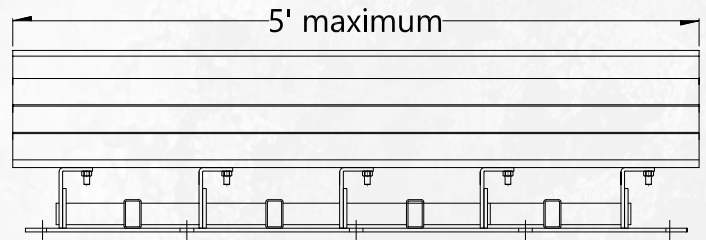
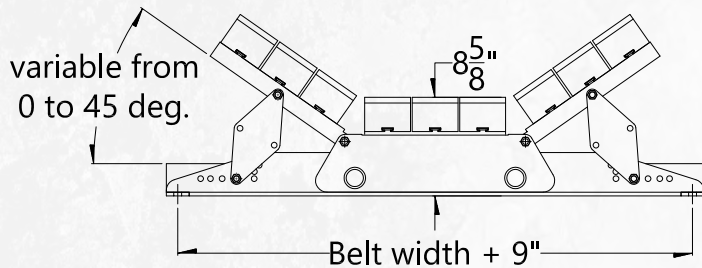


New concept of impact bed featuring a fully adjustable sturdy frame to fit different idlers angles providing a perfect fit for all type of belt conveyors


- 1 New concept of impact bed fully adjustable from 0 to 45 degrees angle or progressive angle from 20 to 35 degrees. This is the solution for these conveyors presenting a too short distance between tail pulley and loading point.
- 2 Impact bars of 4' or 5', made of rubber and UHMW for friction reduction, are easily replaceable without removing the skirting over the belt, simply by sliding them out.

This impact bed present the best value on the market. It is available for belt from 18" to 72"


DIMENSIONS



STANDARD PRODUCTS



Impact bed with one side down for easier access and maintenance



Unique progressive angle impact bed. (from 20 to 35 degrees)

TO ORDER:

PIB - XX - XX

Belt width   Length (inches)